


AmbujaNeotia



OBSTETRICS & GYNAECOLOGY





Obstetrics & Gynaecology

The Dept. of Obstetrics & Gynaecology offers the most innovative world-class care available for women with minor as well as complicated medical problems.

Department of Obstetrics

This department is run by renowned specialists who deal with all forms of pregnancy and their related complications, especially with late age, hypertension and stress becoming an inseparable part of our lives.

Our doctors will guide and help you sail through this lifetime experience, smoothly and healthily.

At NBWCCC, Guwahati, we believe that pregnancy is an exciting time of major change. From the very start, your baby-to-be alters your body and the way you live your daily life. The best way to approach pregnancy, labour, delivery and the postpartum period is to be informed. If you are planning to become pregnant, see your doctor for a preconception care visit. As soon as you suspect you are pregnant, call your doctor, get regular prenatal care, make sure you are well-informed when making decisions and follow a healthy lifestyle. You will be helping your baby have a healthy start in life and also helping yourself feel your best.

caring about your care

The department also treats pregnancy cases such as:

- Late maternal age
- Overweight or underweight
- Past history of miscarriages and still birth
- Pre-existing health conditions, such as high blood pressure, diabetes, etc.

In order to avoid any unforeseen complications, we, at NBWCCC, Guwahati, advise you to follow Prenatal Care with your chosen doctor. We conduct Parent Craft Class for expectant mothers where we advise them on diet & nutrition, exercise and lifestyle during the course of pregnancy. Prenatal visits allow the doctor to closely watch your health and your baby's progress. During these visits, you will undergo examination and the growth of the baby will be monitored. The check-up includes a detailed health history, a physical exam (as may be required), investigations and calculation of expected date of delivery. These prenatal visits will provide a good chance to discuss any questions of concern/apprehensions and learn more about your pregnancy.

The Obs & Gynae Department deals with the following:

- Maternity
- High Risk Maternity including gestational diabetes, hypertension, late age pregnancy and any other related complications
- Diagnostic, Operative and Advanced Laparoscopy
- Hysterectomy, if need arises
- Myomectomy
- Hysteroscopy & Laparoscopy
- Abdominal Surgery
- Day care Surgery
- General Surgery

Advantages of Laparoscopic Surgery:

- Less pain following the procedure
- Less risk of complications
- A shorter hospital stay
- A quicker recovery
- A much smaller scar

The Department of Laparoscopic Surgery treats all forms of gynaecological disorders a woman may face at any stage of her life.

Laparoscopy is a procedure to look inside the abdomen by using a Laparoscope. A Laparoscope is like a thin telescope with a light source. It is used to light up and magnify the structures inside the abdomen. A Laparoscope is passed into the abdomen through a small incision (cut) in the skin.

Frequent problems that cannot be discovered by external physical examination can be discovered by Laparoscopy & Hysteroscopy, which

provide a direct look into the pelvic organs. These procedures are recommended for both diagnostic (looking into) and operative (looking and treating) purposes.

Diagnostic Laparoscopy is suggested to look at the outside of the uterus, ovaries, fallopian tubes and internal pelvic area.

Diagnostic Hysteroscopy is used to look inside the uterine cavity. If an abnormal condition is detected during the diagnostic procedure, operative laparoscopy or hysteroscopy can be performed to correct it and avoid a second surgery.

Diagnostic Hysteroscopy is a useful procedure to evaluate women with infertility, recurrent miscarriage and abnormal uterine bleeding. Diagnostic Hysteroscopy is used to examine the uterine cavity and is helpful in diagnosing abnormal uterine conditions such as fibroids, scarring, polyps and congenital malformations.

Diagnostic Laparoscopy helps surgeons diagnose many gynaecological problems including Endometriosis, Uterine Fibroids & other structural abnormalities, Ovarian Cysts, Adhesions and Ectopic Pregnancy.

Operative Laparoscopy helps in the removal of adhesions from around the fallopian tubes and ovaries, opening blocked tubes, removing ovarian cysts and treating ectopic pregnancy. Endometriosis can also be removed or ablated from the outside of the ovaries, uterus and the peritoneum. Operative laparoscopy can also be used to remove diseased ovaries and can assist in the performance of Hysterectomy.

Some common conditions which can be viewed by laparoscopy include:

- Endometriosis
- Pelvic inflammatory diseases
- Ectopic pregnancy
- Ovarian cysts
- Uterine fibroids / Polyps

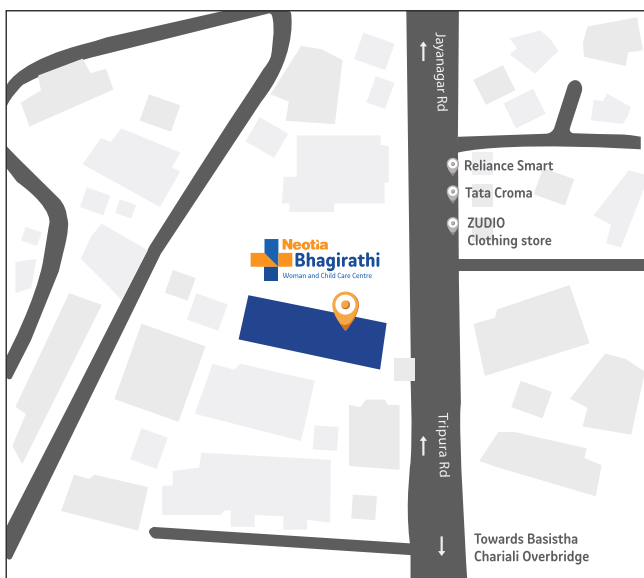


Painless Delivery

The facility also offers painless delivery options, ensuring a comfortable and stress-free birthing experience for mothers. Equipped with advanced medical technology and a team of highly experienced healthcare professionals, the centre prioritises both the mother and baby's safety. Personalised care, along with the latest pain management techniques such as epidural and other anaesthesia options, ensures minimal discomfort. The facility is dedicated to providing compassionate and comprehensive maternal and child care in a soothing environment.

Painless delivery, often achieved through epidural anaesthesia, offers significant advantages for expecting mothers. It provides effective pain relief during labour, allowing women to remain alert and active participants in the birth process. This method helps reduce stress and anxiety, contributing to a more positive childbirth experience. It also facilitates smoother deliveries by relaxing the pelvic muscles, potentially shortening labour duration. Additionally, painless delivery can be beneficial in managing high blood pressure and reducing the risk of complications for both mother and baby. By minimising pain, women can conserve energy, making it easier to cope with labour and recover postpartum. Overall, painless delivery enhances maternal comfort and supports a safer, more controlled birthing process.






- Centrally located with easy access in the city
- 7 storeys, 100 beds, state-of-the-art hospital
- NICU (Neonatal ICU) fully equipped to provide critical, sensitive and expert care
- Progressive healing techniques combined with modern medicine, LAMAZE expert childbirth and care classes
- 75% women staff

Scan to know more



Obstetrics | Gynaecology | Paediatrics
 Medicine | Paediatric Surgery | Paediatric
 Super Specialities | Neonatology | General
 Surgery | Infertility | Foetal Medicine

*The information provided here is subject to updates in accordance with the latest guidelines from relevant clinical authorities. Please consult with a healthcare professional for the most current advice and recommendations.



Neotia Bhagirathi Woman and Child Care Centre, Guwahati
 Tripura Road, Mouza Beltola, District: Kamrup Metropolitan, Guwahati, Assam 781028

T +91 361 711 5000

E connect.nbwcccgw@neotiahealthcare.com W www.neotiahospital.com

A Unit of Ambuja Neotia Healthcare Venture Limited

CIN: U85110WB2007PLC113081

AmbujaNeotia